

## bs-3737R-HRP

### • Rabbit Anti-Phospho-PPAR Gamma (ser112) Polyclonal Antibody, HRP conjugated

Conjugated Primary Antibodies

#### Background:

This gene encodes a member of the peroxisome proliferator-activated receptor (PPAR) subfamily of nuclear receptors. PPARs form heterodimers with retinoid X receptors (RXRs) and these heterodimers regulate transcription of various genes. Three subtypes of PPARs are known: PPAR-alpha, PPAR-delta, and PPAR-gamma. The protein encoded by this gene is PPAR-gamma and is a regulator of adipocyte differentiation. Additionally, PPAR-gamma has been implicated in the pathology of numerous diseases including obesity, diabetes, atherosclerosis and cancer. Alternatively spliced transcript variants that encode different isoforms have been described. [provided by RefSeq, Jul 2008].

**Purification:** Was purified by Protein A and peptide affinity chromatography.

#### Modification Site:

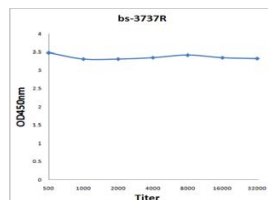
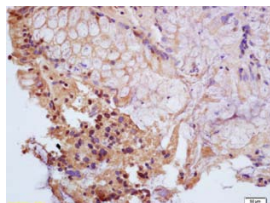
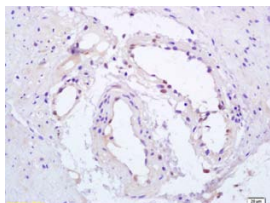
ser112

**Storage:** Prepared as lyophilized powder or liquid and shipped on ice. Store at -20°C for one year.

#### Reconstitution:

If the antibody is in liquid form, no reconstitution needed.

Reconstitution is only required for the lyophilized antibody. Please refer to the reconstitution instruction card in the package.



**Size:** 100ul or 100ug lyophilized

**Concentration:** 1ug/uL

**Host:** Rabbit

#### Reactivities:

Human, Mouse, Rat, Dog, Pig, Rabbit, Guinea Pig,

#### Application:

- WB(1:100-500)
- ELISA(1:500-1000)
- IHC-P(1:100-500)
- IHC-F(1:100-500)
- Not yet tested in other applications. Optimal working dilutions must be determined by the end user.

**Antibody Type:** Polyclonal

**Isotype:** IgG

**Molecular Weight:** 52kDa

#### Preservatives:

10ug/uL BSA and 0.01% Gentamicin.

For research use only. CAUTION: Not for human or animal therapeutic or diagnostic use.

For full size images and description please click [HERE](#).