

## bs-0181R-PE

### • Rabbit Anti-Nociceptin receptor Polyclonal Antibody, PE conjugated

Conjugated Primary Antibodies

#### Background:

Nociceptin receptor Receptor for the neuropeptide nociceptin/orphanin FQ. Has a potential role in modulating a number of brain functions, including instinctive behaviors and emotions. The activity of this receptor is mediated by G proteins which inhibits adenylyl cyclase[subcellular location] integral membrane protein. Belongs to the G-protein coupled receptor 1 family.

**Purification:** Was purified by Protein A and peptide affinity chromatography.

#### Storage:

Prepared as lyophilized powder or liquid and shipped on ice. Store at -20°C for one year. Protect from light.

#### Reconstitution:

If the antibody is in liquid form, no reconstitution needed.

Reconstitution is only required for the lyophilized antibody. Please refer to the reconstitution instruction card in the package.

**Size:** 100ul or 100ug lyophilized

**Concentration:** 1ug/uL

**Host:** Rabbit

#### Reactivities:

Human, Mouse, Dog, Pig, Cow, Horse, Guinea Pig, G

#### Application:

- FACS(1:100-500)
- IF(1:100-500)
- Not yet tested in other applications. Optimal working dilutions must be determined by the end user.

**Antibody Type:** Polyclonal

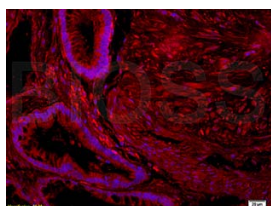
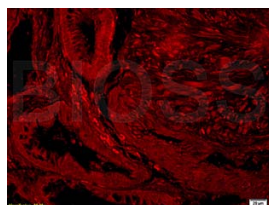
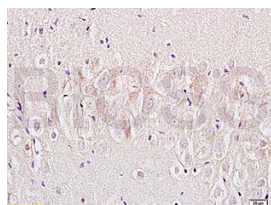
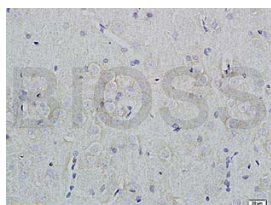
**Isotype:** IgG

**Molecular Weight:** 40kDa

#### Preservatives:

10ug/uL BSA and 0.1% NaN<sub>3</sub>.

For research use only. CAUTION: Not for human or animal therapeutic or diagnostic use.



For full size images and description please click [HERE](#).