

## bs-0252R-PE-Cy3

### • Rabbit Anti-Glucocorticoid receptor(GR) Polyclonal Antibody, PE-Cy3 conjugated

Conjugated Primary Antibodies

#### Background:

Steroid receptors are ligand-dependent, intracellular proteins that stimulate transcription of specific genes by binding to specific DNA sequences following activation by the appropriate hormone. Glucocorticoids are a family of steroids necessary for the regulation of energy metabolism and the immune and inflammatory responses. These compounds exert their effect through their interaction with the glucocorticoid receptor (GR) and that complex's subsequent association with DNA. All normal mammalian tissues examined to date have been shown to contain glucocorticoid receptor.

**Purification:** Was purified by Protein A and peptide affinity chromatography.

#### Storage:

Prepared as lyophilized powder or liquid and shipped on ice. Store at -20°C for one year. Protect from light.

#### Reconstitution:

If the antibody is in liquid form, no reconstitution needed.

Reconstitution is only required for the lyophilized antibody. Please refer to the reconstitution instruction card in the package.

**Size:** 100ul or 100ug lyophilized

**Concentration:** 1ug/uL

**Host:** Rabbit

**Reactivities:** Human, Mouse, Rat,

**Application:**

- IF(1:100-500)
- Not yet tested in other applications. Optimal working dilutions must be determined by the end user.

**Antibody Type:** Polyclonal

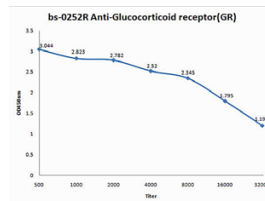
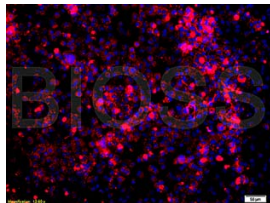
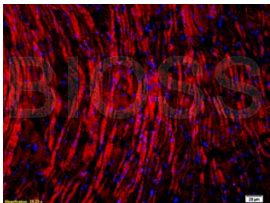
**Isotype:** IgG

**Molecular Weight:** 85kDa

**Preservatives:**

10ug/uL BSA and 0.1% NaN<sub>3</sub>.

For research use only. CAUTION: Not for human or animal therapeutic or diagnostic use.



For full size images and description please click [HERE](#).