

bs-0279R-Gold

• Rabbit Anti-VEGF Polyclonal Antibody, Gold conjugated

Conjugated Primary Antibodies

Background:

This gene product is a member of the PDGF/VEGF growth factor family. It is a mitogen that specifically acts on endothelial cells and has various effects, including mediating increased vascular permeability, inducing angiogenesis, vasculogenesis, endothelial cell growth, promoting cell migration, and inhibiting apoptosis. Alternatively spliced transcript variants encoding different isoforms have been found for this gene. Also, alternative translation initiation from non-AUG (CUG) and AUG start sites in some transcript variants, give rise to additional isoforms. [provided by RefSeq].

Purification: Was purified by Protein A and peptide affinity chromatography.

Storage: Prepared as lyophilized powder or liquid and shipped on ice. Store at -20°C for one year.

Reconstitution:

If the antibody is in liquid form, no reconstitution needed.

Reconstitution is only required for the lyophilized antibody. Please refer to the reconstitution instruction card in the package.

Size: 100ul or 100ug lyophilized

Concentration: 1ug/uL

Host: Rabbit

Reactivities: Human,

Application:

- Electron Microscopy
- Not yet tested in other applications. Optimal working dilutions must be determined by the end user.

Antibody Type: Polyclonal

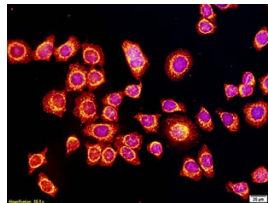
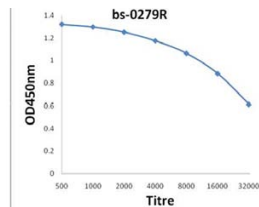
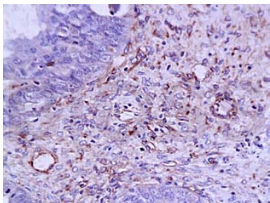
Isotype: IgG

Molecular Weight: 24kDa

Preservatives:

10ug/uL BSA and 0.1% NaN₃.

For research use only. CAUTION: Not for human or animal therapeutic or diagnostic use.



For full size images and description please click [HERE](#).