

## bs-0522R-PE

### • Rabbit Anti-CD45 Polyclonal Antibody, PE conjugated

Conjugated Primary Antibodies

#### Background:

The protein encoded by this gene is a member of the protein tyrosine phosphatase (PTP) family. PTPs are known to be signaling molecules that regulate a variety of cellular processes including cell growth, differentiation, mitotic cycle, and oncogenic transformation. This PTP contains an extracellular domain, a single transmembrane segment and two tandem intracytoplasmic catalytic domains, and thus belongs to receptor type PTP. This gene is specifically expressed in hematopoietic cells. This PTP has been shown to be an essential regulator of T- and B-cell antigen receptor signaling. It functions through either direct interaction with components of the antigen receptor complexes, or by activating various Src family kinases required for the antigen receptor signaling. This PTP also suppresses JAK kinases, and thus functions as a regulator of cytokine receptor signaling. Four alternatively spliced transcripts variants of this gene, which encode distinct isoforms, have been reported. [provided by RefSeq, Jul 2008].

**Purification:** Was purified by Protein A and peptide affinity chromatography.

#### Storage:

Aqueous buffered solution containing 100ug/ml BSA, 50% glycerol and less than 0.09% sodium azide. Store at -20°C for 12 months. Protect from light. [Product without BSA and/or sodium azide is available for special order.]

#### Reconstitution:

If the antibody is in liquid form, no reconstitution needed.

Reconstitution is only required for the lyophilized antibody. Please refer to the reconstitution instruction card in the package.

**Size:** 100ul

**Concentration:** 1ug/uL

**Host:** Rabbit

**Reactivities:** Human, Mouse, Rat, Bovine,

**Application:**

- IF (1:100-500)
- Not yet tested in other applications.  
Optimal working dilutions must be determined by the end user.

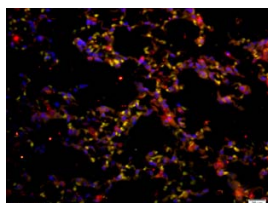
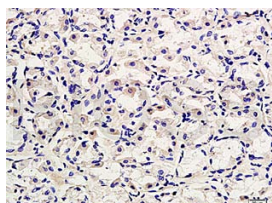
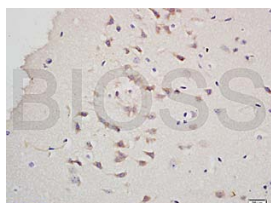
**Antibody Type:** Polyclonal

**Isotype:** IgG

**Molecular Weight:** 143kDa

**Note:**

For research use only. CAUTION: Not for human or animal therapeutic or diagnostic use.



For full size images and description please click [HERE](#).