

bs-1102R-Cy5

• Rabbit Anti-PAX9 Polyclonal Antibody, Cy5 conjugated

Conjugated Primary Antibodies

Background:

PAX9 is a member of the paired box (PAX) family of transcription factors. Proteins in this family typically contain a paired box domain, a paired type homeodomain and an octapeptide sequence. They are important during fetal development and have also been implicated in cancer growth.

The exact role of PAX9 is unclear, but it is thought to be involved in development of various organs, skeletal tissue and stratified squamous epithelia. Mutations in PAX9 have also been implicated in oligodontia, a type of tooth agenesis which is a common developmental anomaly in humans.

Purification: Was purified by Protein A and peptide affinity chromatography.

Storage:

Prepared as lyophilized powder or liquid and shipped on ice. Store at -20°C for one year. Protect from light.

Reconstitution:

If the antibody is in liquid form, no reconstitution needed.

Reconstitution is only required for the lyophilized antibody. Please refer to the reconstitution instruction card in the package.

Size: 100ul or 100ug lyophilized

Concentration: 1ug/uL

Host: Rabbit

Reactivities: Human, Mouse, Rat,

Application:

- IF (1:100-500)
- Not yet tested in other applications.
Optimal working dilutions must be determined by the end user.

Antibody Type: Polyclonal

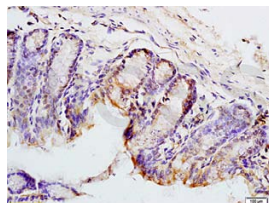
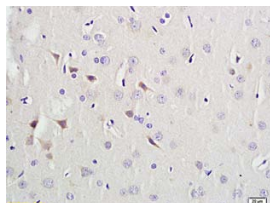
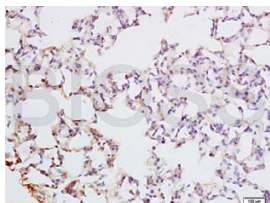
Isotype: IgG

Molecular Weight: 38kDa

Preservatives:

10ug/uL BSA and 0.1% NaN₃.

For research use only. CAUTION: Not for human or animal therapeutic or diagnostic use.



For full size images and description please click [HERE](#).