

## bs-2982R-HRP

### • Rabbit Anti-VIP Receptor 1 Polyclonal Antibody, HRP conjugated

Conjugated Primary Antibodies

#### Background:

This is a receptor for VIP. The activity of this receptor is mediated by G proteins which activate adenylyl cyclase. The affinity is VIP = PACAP-27 > PACAP-38.

Tissue specificity: In lung, HT29 colonic epithelial cells, Raji B-lymphoblasts. Lesser extent in brain, heart, kidney, liver and placenta. Not expressed in CD4+ or CD8+ T-cells. Expressed in the T-cell lines HARRIS, HuT 78, Jurkat and Tsup-1, but not in the T-cell lines PEER, MOLT-4, HSB and YT.

**Purification:** Was purified by Protein A and peptide affinity chromatography.

#### Storage:

Aqueous buffered solution containing 100ug/ml BSA, 50% glycerol and less than 0.01% Gentamicin. Store at -20°C for 12 months. [Product without BSA and/or Gentamicin is available for special order.]

#### Reconstitution:

If the antibody is in liquid form, no reconstitution needed.

Reconstitution is only required for the lyophilized antibody. Please refer to the reconstitution instruction card in the package.

**Size:** 100ul

**Concentration:** 1ug/uL

**Host:** Rabbit

#### Reactivities:

Human, Mouse, Rat, Pig, Bovine, Rabbit,

#### Application:

- WB(1:100-500)
- ELISA(1:500-1000)
- IHC-P(1:100-500)
- Not yet tested in other applications. Optimal working dilutions must be determined by the end user.


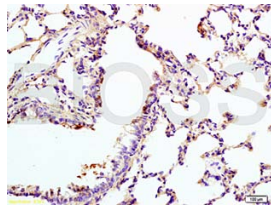
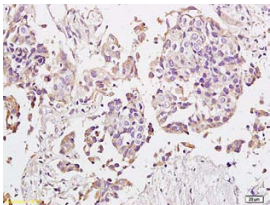
**Antibody Type:** Polyclonal

**Isotype:** IgG

**Molecular Weight:** 47kDa

#### Note:

For research use only. CAUTION: Not for human or animal therapeutic or diagnostic use.



For full size images and description please click [HERE](#).